



VT Chelsea Managed Monthly Income

VT Chelsea Managed Monthly Income aims to produce monthly income with some capital growth over the long term, but with lower volatility than global equities†. The fund has a target weighting of between 40% and 60% in UK and overseas equities, although it may also invest in other assets including bonds, property, gold and targeted absolute return strategies. Exposure to assets will typically be via open-ended funds, investment trusts and exchange traded funds.

Fund commentary* It was another good three months for the fund with a total return of +3.75%, versus +2.68% for the IA Mixed Investment 20-60% Shares sector.*

It's been a long and difficult journey but we're finally at a point where interest rates are now being cut after a period of the highest inflation we've seen for decades. The hope and expectation of markets is that the Federal Reserve and other central banks can engineer a soft landing for the economy. Rates are expected to fall but are not expected to go back to the extreme 0% level we saw a few years ago.

The expectation of rate cuts has caused the bond market to rally, resulting in lower bond yields and thus higher bond prices which has generated sold returns for investors. Equity markets have continued to do well, although there has been quite a big rotation out of the top US tech companies and into other parts of the market. The stock market has finally started to tire a little from the AI craze. It remains to be seen if this is a temporary blip or something more permanent. Smaller companies have also started to perform a bit better for the first time in a long time.

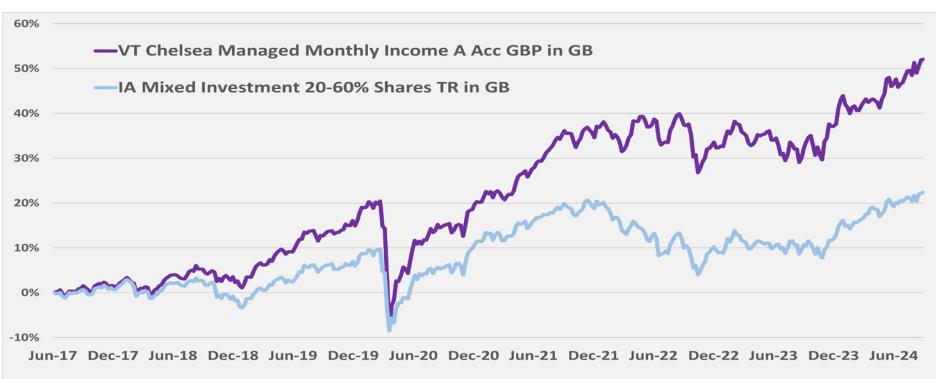
Doric Nimrod Air Two (DNA2) came to fruition when it agreed to sell its remaining aircraft to Emirates. The trust was up another 18% in the period and we expect to receive the final cash from DNA2 early next year.

We still have Doric Nimrod Air Three (DNA3) in the portfolio, a very similar trust, and we heavily increased this position earlier in the year on the expectation that we would soon be losing DNA2. DNA3 has also performed very well off the back of the positive DNA2 news.

Target Healthcare, the care home owner, rose 8% in the period off the back of solid results. We have been looking to increase our exposures to specialist healthcare REITs in the portfolio. Many of these trusts remain on big discounts and high dividend yields. They should be a big beneficiary if rates continue to fall.

We are happy with the fund's performance and we still think there are a lot of good ideas in the fund which are underappreciated by the market. We hope that inflation can remain low and steady and that economies can enjoy a much needed period of stability.

Performance since launch (%)**



Cumulative performance

	1 Year	3 Year	5 Year	Since launch
Fund (%)	15.53	12.26	34.99	52.06
IA Sector (%)	10.65	2.43	15.80	22.41

Calendar year performance

	YTD	2023	2022	2021	2020
Fund (%)	5.64	8.57	-4.02	13.84	1.96
IA Sector (%)	5.36	6.81	-9.47	7.20	3.51



The Chelsea research team (L to R): Joss Murphy, Junior Research Analyst; Darius McDermott, Managing Director; Juliet Schooling, Research Director; James Yardley, Senior Research Analyst

Fund information

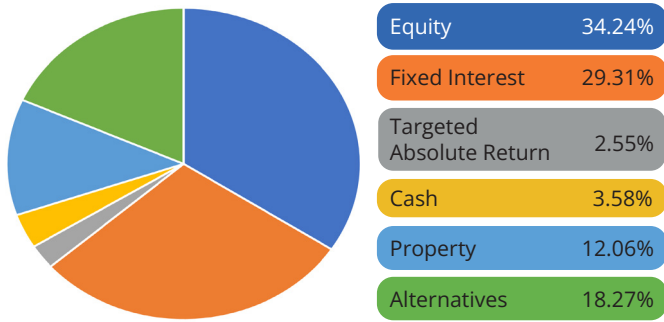
Number of holdings	40
Size of fund (£m)	62.10
OCF	0.74%
Yield	5.96%
Payment dates	Monthly last day of the month

Top 10 holdings

Assura Plc	4.51%
Man GLG UK Income Professional	4.28%
Doric Nimrod Air Three Ltd	3.58%
Greencoat UK Wind PLC	3.56%
GCP Infrastructure Investments Ltd	3.54%
M&G Global Dividend	3.40%
WS Guinness Global Equity Income	3.26%
FTF Clearbridge Global Infrastructure	3.25%
Bluefield Solar Income Fund Ltd	3.12%
Man GLG Sterling Corporate Bond Professional Inc D	3.11%

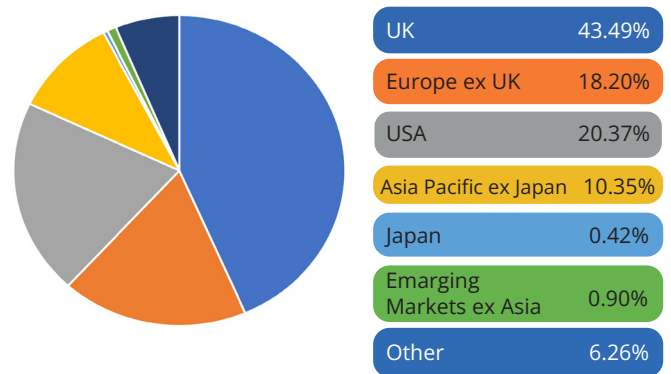
*FE Funds Info 31/05/2024-31/08/2024 VT Chelsea Managed Monthly Income fund vs IA Mixed Investment 20-60% Shares sector total return in sterling
†Long term is 5+ years

Asset allocation (%)



Data correct as at 31/08/2024. Figures may not add up to 100% due to rounding.

Geographical equity allocation (%)



Data correct as at 31/08/2024. Figures may not add up to 100% due to rounding.

Why invest in VT Chelsea Managed Funds?

- ✓ An easy portfolio. Invest in a range of assets globally with a single buy
- ✓ Chelsea's experienced research team looking after your investments
- ✓ Your portfolio will be adapted to take account of the prevailing market and economic climate
- ✓ You'll get exposure to some investments unearthed by our research team that might normally be hard for individual investors to buy
- ✓ We'll try to access the underlying funds in the cheapest way possible, including some share classes not available to individual investors

Our awards



**REFINITIV LIPPER
FUND AWARDS**

2022 WINNER
UNITED KINGDOM



Call us on 020 7384 7300



Visit chelseafs.co.uk



Post a completed application form

Important notice

Chelsea Financial Services is authorised and regulated by the Financial Conduct Authority and offers an execution-only service. Past performance is not a reliable guide to future returns. The value of investments and income can fall as well as rise, so you could get back less than you invest. Chelsea do not provide investment advice so if you are unsure about the suitability of any investment you should seek advice. For full terms and conditions, visit www.chelseafs.co.uk.

All performance data is sourced from FE Fund Info. Every effort is made to ensure the accuracy of any information provided but no assurances or warranties are given. Some performance differences between the fund and the sector average may arise because the fund performance is calculated at a different valuation point from the IA Sector.

The VT Chelsea Managed Funds are for investors who prefer to make their own investment decisions, without personal advice. Valu-Trac is the authorised corporate director (ACD) and investment manager of the VT Chelsea Managed Funds. Valu-Trac is authorised and regulated by the Financial Conduct Authority (FCA).

Valu-Trac's FCA registration is 145168.