


CHELSEA CORE SELECTION

Core funds from the Chelsea Selection – individually researched and analysed.

UK EQUITIES


JOHCM UK Dynamic

Alex Sawides has been running this fund since launch. The process, which he built himself, aims to exploit periods of share price underperformance, where the reasons for the underperformance are well understood and he believes there is a catalyst for change. Ideas come from three sources, which are corporate restructuring, hidden growth and recovery situations. Once his view is accepted by the market and becomes consensus, he will often sell. Also all companies need to have a yield or prospective yield, which does provide an element of safety. The fund will have at least 50% in the FTSE 100 and stocks are typically held for two years.

Chelsea Risk Rating	6
Annual Management Charge	0.63% [#]
Ongoing Charges Figure (OCF)	0.67% [†]
FundCalibre rating	ELITE 
Morningstar rating	SILVER
Yield	3.92%
Unit Type	ACC or INC


LF Gresham House UK Micro Cap

Previously known as LF Livingbridge UK Micro Cap, this fund had a change of name when Gresham House bought Livingbridge in December 2018. Manager Ken Wotton levers the extensive resource of the private equity background of his team – who also run the Baronsmead VCT range – to focus on four areas: technology; consumer goods; healthcare and business services for differentiated companies with unique businesses. The team often know these companies from their nascent stages and will actively engage with management to help the business deliver on its plans. Stocks are ranked on a conviction score to formalise the buying, sizing and selling of their 40-50 holding portfolio.

Chelsea Risk Rating	8
Annual Management Charge	0.90% [#]
Ongoing Charges Figure (OCF)	0.98% [†]
FundCalibre rating	ELITE 
Morningstar rating	-
Yield	0.78%
Unit Type	ACC or INC


LF Lindsell Train UK Equity

Nick Train is one of UK's best-known fund managers. He is famous for his 'buy and hold' philosophy and long term approach. The fund is uncompromising and only invests in the highest quality companies. Nick's portfolio is typically very concentrated with over 70% of the fund's value in its top 10 holdings and it is therefore very different from its benchmark. For this reason, investors should expect performance to be different from the index.

Chelsea Risk Rating	6.5
Annual Management Charge	0.60% [#]
Ongoing Charges Figure (OCF)	0.65% [†]
FundCalibre rating	ELITE 
Morningstar rating	GOLD
Yield	1.81%
Unit Type	ACC or INC


Liontrust Special Situations

This UK multi-cap fund is a 'best ideas' portfolio, which encompasses any stock regardless of size or sector. However, there will usually be around 50% in small and mid-cap stocks. The managers, Anthony Cross and Julian Fosh, look for firms with 'intellectual capital' or strong distribution networks, recurring revenue streams and products with no obvious substitutes. They also like to invest in companies where management teams have a significant personal equity stake. The fund is concentrated with 40-50 stocks.

Chelsea Risk Rating	6
Annual Management Charge	0.75% [#]
Ongoing Charges Figure (OCF)	0.89% [†]
FundCalibre rating	ELITE 
Morningstar rating	BRONZE
Yield	1.83%
Unit Type	INC


Marlborough UK Micro Cap Growth

Run by Giles Hargreave and Guy Feld, who are supported by one of the best small-cap teams in the country, the fund invests at the bottom end of the market capitalisation spectrum primarily into companies valued at below £250m. The managers have a growth bias and look for companies that will benefit from changing consumer trends, and are leaders in niche markets or possess disruptive technology. The fund is extremely diversified at the stock level (around 220 stocks) and also across investment themes and sectors. The managers will aggressively run winners and add to them if appropriate. Typically the fund has around 15-20% overlap with Marlborough Special Situations, which invests further up the capitalisation scale.

Chelsea Risk Rating	8
Annual Management Charge	0.75% [#]
Ongoing Charges Figure (OCF)	0.78% [†]
FundCalibre rating	ELITE 
Morningstar rating	-
Yield	0.59%
Unit Type	ACC


Marlborough UK Multi-Cap Growth

This fund takes an unconstrained approach and can invest in businesses of all sizes, although Richard Hallett, manager since 2005, won't invest in any stock worth less than £100m. The portfolio typically holds between 40-50 stocks, with a one-in, one-out limit and each stock taking a maximum of 4% of the portfolio. Richard doesn't make big macroeconomic calls, but looks at individual firms and their prospects for the next two to five years. He buys firms that can grow regardless of the economy and avoids cyclical businesses.

Chelsea Risk Rating	7
Annual Management Charge	0.75% [#]
Ongoing Charges Figure (OCF)	0.80% [†]
FundCalibre rating	ELITE 
Morningstar rating	-
Yield	0.60%
Unit Type	INC

Schroder Recovery

Nick Kirrage and Kevin Murphy buy unloved stocks that trade on low valuations. They use a company's average earnings over the previous 10 years, which smoothes out the effects of the business cycle. Suitable stocks are analysed to assess whether the loss of earnings is temporary or permanent, and whether the balance sheet is strong enough to survive the transitional period. They don't meet with companies, as they want to assess their financial capability rather than the stories of a management team.

Chelsea Risk Rating	7.5
Annual Management Charge	0.75% [#]
Ongoing Charges Figure (OCF)	0.91% [†]
FundCalibre rating	ELITE 
Morningstar rating	SILVER
Yield	3.41%
Unit Type	ACC or INC

N.B. Chelsea Risk Ratings are based on qualitative and quantitative research, not asset allocation. Please see page 29 for more information.

For performance statistics please refer to pages 18-19.

Data sourced from FE Analytics 02/01/2020. Yields per annum as at 02/01/2020. Charges and MorningStar ratings as at 02/01/2020.

* A performance fee may be applied, see the KIID for further details.

*** Please call our dealing line on 020 7384 7300, the cheaper Montanaro seed share class is currently only available via telephone dealing. Normal T&Cs apply.

† OCF: The cost includes the annual management charge and other fees such as registration, regulatory, audit and legal fees but does not include transaction costs and performance fees.

The annual management charge is paid to a fund management company for managing the fund. It is calculated as a percentage of the value of the fund. The annual management charge is less than the Ongoing Charges Figure (OCF). ***Includes Chelsea discount.**

EQUITY INCOME

BlackRock Continental European Income **NEW ENTRY**

Andreas Zoellinger manages this core European income fund which invests predominately in large-cap stocks. The fund is supported by the highly regarded BlackRock European team which is made up of 18 investment professionals. All members of the team, including fund managers, undertake fundamental research. Bottom-up research is key to the fund's performance. The fund has a preference for quality sustainable dividends with the potential for growth and inflation protection. The final portfolio has around 50 stocks. Income is paid in February, May, August and November.

Chelsea Risk Rating	7
Annual Management Charge	0.75%#
Ongoing Charges Figure (OCF)	0.93% [†]
FundCalibre rating	ELITE
Morningstar rating	BRONZE
Yield	4.19%
Unit Type	ACC or INC

Fidelity Global Dividend

This is a solid core global income fund, which aims to pay a regular and growing dividend, whilst preserving capital. Manager Dan Roberts invests in predictable resilient businesses, which can continue to generate strong cash flows, even when times get tough. Dan mostly invests in larger companies although his overall portfolio looks very different from the benchmark, and he may avoid some countries or sectors altogether. The fund typically outperforms a falling market but can struggle when markets rise strongly. Income is paid in February, May, August and November.

Chelsea Risk Rating	6
Annual Management Charge	0.75%#
Ongoing Charges Figure (OCF)	0.92% [†]
FundCalibre rating	ELITE
Morningstar rating	BRONZE
Yield	2.75%
Unit Type	ACC or INC

M&G Global Dividend

The notion that the discipline of paying dividends leads to greater corporate responsibility, which in turn leads to share price outperformance, is the investment philosophy behind this fund. Manager Stuart Rhodes' main aim is to grow distributions over the long term, whilst maximising total return by investing across a wide range of geographies, sectors and market capitalisations. The process is bottom-up and value driven. The fund has around 50 stocks, typically held for three years, and Stuart predominantly invests in developed markets. Income is paid in March, June, September and December.

Chelsea Risk Rating	7
Annual Management Charge	0.86%#
Ongoing Charges Figure (OCF)	0.86% [†]
FundCalibre rating	ELITE
Morningstar rating	SILVER
Yield	2.22%
Unit Type	ACC or INC

Man GLG UK Income

Manager Henry Dixon has an unconstrained mandate, allowing him to invest across the market-cap spectrum. Henry has a clear and repeatable process, targeting stocks with good cash generation, trading below the replacement cost of their assets i.e. 'value' stocks. Initial stock screens are combined with bespoke in-house models to highlight stocks for further research. Henry also has the flexibility to invest in a company's bonds if he believes they offer better value than its shares. He will have 40-60 holdings and a yield typically above 4%, which pays monthly.

Chelsea Risk Rating	6
Annual Management Charge	0.75%#
Ongoing Charges Figure (OCF)	0.90% [†]
FundCalibre rating	ELITE
Morningstar rating	BRONZE
Yield	5.27%
Unit Type	ACC or INC

Montanaro UK Income***

Montanaro is a specialist in small and medium-sized companies and this fund is no exception. It is run by industry veteran Charles Montanaro and invests in quality growth businesses, backed by strong management teams. The fund seeks to grow its dividend over time. One of its differentiating features is the fund's refusal to buy stocks listed on AIM (Alternative Investment Market) as the team believes these are too risky. The final portfolio is 40-50 stocks. Early supporters of this fund, including Chelsea clients, have access to the significantly cheaper seed share class. Income is paid in March, May, August and November.

Chelsea Risk Rating	7.5
Annual Management Charge	0.25%# [^]
Ongoing Charges Figure (OCF)	0.36% [†]
FundCalibre rating	ELITE
Morningstar rating	-
Yield	4.00%
Unit Type	ACC or INC

Rathbone Income

Through investing in UK companies with above average yields, Carl Stick aims to deliver rising income, with capital upside over time. Carl's investment process combines top-down macroeconomic considerations with bottom-up stock picking to build a portfolio of 40-50 stocks. Seeking companies with quality earnings at the right price is the core emphasis of Carl's fund. The majority of holdings are spread across all UK company market caps, although Carl will hold overseas equities where greater opportunities exist. Income is paid in June and December.

Chelsea Risk Rating	5
Annual Management Charge	0.75%# [^]
Ongoing Charges Figure (OCF)	0.78% [†]
FundCalibre rating	ELITE
Morningstar rating	BRONZE
Yield	4.21%
Unit Type	ACC or INC

TB Evenlode Income

Long-term thinking is key for this fund. Managers Hugh Yarrow and Ben Peters believe the market gets obsessed with short-term factors and overlooks key fundamentals. Their stocks will typically have difficult-to-replicate business models, strong positioning in their markets and low borrowings. They will never invest in highly capital-intensive areas such as mining or oil and gas. As such, the fund often performs well in down markets. While not the highest yielding fund, its compounding approach has allowed a consistent and growing payout level from a very concentrated portfolio. Income is paid in February, May, August and November.

Chelsea Risk Rating	5
Annual Management Charge	0.90%#
Ongoing Charges Figure (OCF)	0.90% [†]
FundCalibre rating	ELITE
Morningstar rating	-
Yield	2.98%
Unit Type	ACC or INC

All Core Selection funds are available at 0% initial charge within an ISA and outside an ISA

The Chelsea Risk Rating Least risky 1 ||||| ||||| 10 Most risky

This is our proprietary rating to aid you in your fund choice. Our research team assesses the overall risk of a fund by analysing a number of factors including: the level of risk involved in the region/sector in which the fund invests; the size of the companies within the fund; the number of stocks held; the risk controls imposed by the manager; the use of derivatives and currency issues.

We then assign a Chelsea Risk Rating to the fund, with 1 as the lowest risk and 10 the highest. See page 29 for further details.

EUROPE

BlackRock European Dynamic

Alister Hibbert runs this fund with an aggressive mentality, being prepared to have big over and underweight positions at both the stock and sector level. The fund itself has a focus on large-cap companies and these tend to have growth, rather than value characteristics. The portfolio make-up can shift dramatically at times, which can lead to periods of volatility. However, during his tenure Alister has used this risk well. He is supported by BlackRock's well-resourced European equity team, which we consider to be one of the best around. The portfolio is reasonably concentrated with typically 50 holdings and turnover can be higher than other funds in the sector.

Chelsea Risk Rating	7
Annual Management Charge	0.75% [#]
Ongoing Charges Figure (OCF)	0.92% [†]
FundCalibre rating	ELITE
Morningstar rating	BRONZE
Yield	0.75%
Unit Type	ACC or INC

Marlborough European Multi-Cap

Manager David Walton invests across the market-cap spectrum but by far his main emphasis is on small and micro-cap companies, which he believes is the most inefficient part of the market. He wants to invest in companies with first class management, strong growth prospects and a share price which doesn't yet reflect a company's potential. The fund has around 100 holdings and is well diversified across different sectors and countries.

Chelsea Risk Rating	8
Annual Management Charge	0.75% [#]
Ongoing Charges Figure (OCF)	0.82% [†]
FundCalibre rating	ELITE
Morningstar rating	-
Yield	1.97%
Unit Type	INC

LF Miton European Opportunities

This fund has been managed by Carlos Moreno and Thomas Brown since its inception in 2015. It is a growth fund which invests across the market-cap spectrum but has a bias to mid-caps. The managers like companies with high profit margins, a strong competitive advantage and accelerating revenue growth. They are not put off by high short-term valuations if the company is good enough. They will also invest in more economically sensitive businesses, as long as the company is a world leader in its niche. The final portfolio is 40-55 holdings with no position exceeding 4%, ensuring the fund is well diversified.

Chelsea Risk Rating	7.5
Annual Management Charge	0.75% [#]
Ongoing Charges Figure (OCF)	0.84% [†]
FundCalibre rating	ELITE
Morningstar rating	-
Yield	0.52%
Unit Type	ACC

Threadneedle European Select

Manager David Dudding focuses on buying companies with a competitive advantage, high quality defensible earnings and consistent growth rates. His approach is growth orientated, but other factors, such as brand loyalty or pricing power, are also key. Consequently, he favours certain sectors and may choose not to invest in some sectors altogether. David likes companies with strong market share in emerging markets. The fund is fairly concentrated and typically has around 40 holdings, of which around 80% are in large caps.

Chelsea Risk Rating	7
Annual Management Charge	0.75% [#]
Ongoing Charges Figure (OCF)	0.83% [†]
FundCalibre rating	ELITE
Morningstar rating	BRONZE
Yield	1.29%
Unit Type	ACC or INC

US

AXA Framlington American Growth

Manager Steve Kelly runs this fund within a stock-picking framework. He has a strong growth bias, focusing on companies that are able to exhibit genuine, organic growth through the strength of their brand. He also prioritises good management in his investment decisions, as he looks for companies where management delivers their stated goals. The fund typically holds 65-75 stocks.

Chelsea Risk Rating	7
Annual Management Charge	0.75% [#]
Ongoing Charges Figure (OCF)	0.82% [†]
FundCalibre rating	ELITE
Morningstar rating	-
Yield	N/A
Unit Type	ACC or INC

Fidelity Index US

This is a low-cost tracker fund which aims to match the performance of the S&P 500 over time. The US market is dominated by some of the largest companies in the world and has historically been a very efficient market, where only the very best active managers have outperformed. A tracker fund such as this is a cost-efficient way to access this market. Fidelity has a strong track record in this space and this fund is particularly cheap.

Chelsea Risk Rating	7
Annual Management Charge	0.06% [#]
Ongoing Charges Figure (OCF)	0.06% [†]
FundCalibre rating	-
Morningstar rating	GOLD
Yield	1.62%
Unit Type	ACC or INC

LF Miton US Opportunities

This fund brings together the talents of two managers, Nick Ford and Hugh Grieves, who both have strong track records. Between them, they have run both small & large cap, and value & growth mandates meaning they have a wide experience of asset classes to call upon. They run a concentrated portfolio, investing across the market-cap spectrum, with a small and mid-cap bias, to create a portfolio differentiated from their peers. They take a long-term view when investing, creating a portfolio of around just 35-45 stocks. Because of this, stock selection is imperative. They favour easy to understand, cash-generative businesses which they will trade at prices with considerable upside potential.

Chelsea Risk Rating	7
Annual Management Charge	0.75% [#]
Ongoing Charges Figure (OCF)	0.90% [†]
FundCalibre rating	ELITE
Morningstar rating	-
Yield	0.33%
Unit Type	ACC

N.B. Chelsea Risk Ratings are based on qualitative and quantitative research, not asset allocation. Please see page 29 for more information.

For performance statistics please refer to pages 18-19.

Data sourced from FE Analytics 02/01/2020. Yields per annum as at 02/01/2020. Charges and MorningStar ratings as at 02/01/2020.

* A performance fee may be applied, see the KIID for further details.

† OCF: The cost includes the annual management charge and other fees such as registration, regulatory, audit and legal fees but does not include transaction costs and performance fees.

The annual management charge is paid to a fund management company for managing the fund. It is calculated as a percentage of the value of the fund. The annual management charge is less than the Ongoing Charges Figure (OCF). ***Includes Chelsea discount.**

ASIA PACIFIC, JAPAN AND EMERGING MARKETS

Fidelity Asia Pacific Opportunities **NEW ENTRY**

Singapore-based Anthony Srom manages this high conviction fund of around 30 stocks. Higher conviction should not mean higher risk and the portfolio is carefully constructed to ensure good diversification. Stock selection is based on three factors: fundamentals, sentiment and valuation. Anthony has a contrarian instinct and understanding other investors sentiment is a key factor in his decision making. Alongside the company specifics, Anthony believes it is important to consider the prospects for the industry in which a company operates. The fund invests across the market-cap spectrum but around two thirds of the holdings are in large caps.

Chelsea Risk Rating	8
Annual Management Charge	0.75%#
Ongoing Charges Figure (OCF)	0.90%†
FundCalibre rating	ELITE
Morningstar rating	BRONZE
Yield	1.14%
Unit Type	ACC

Invesco China Equity (previously known as Invesco Hong Kong & China)

This fund aims to invest in quality defensive companies with sustainable earnings and strong management teams. Mike Shiao is based in Hong Kong and has been managing the fund since 2012. He has over 20 years' experience of investing in the region. He favours investing in mid-cap stocks with around 45% of the value of the fund in its top 10 holdings. He is joined on the fund by Lorraine Kuo as co-manager, as well as being supported by a series of regional offices across China.

Chelsea Risk Rating	10
Annual Management Charge	0.89%#
Ongoing Charges Figure (OCF)	0.89%†
FundCalibre rating	ELITE
Morningstar rating	-
Yield	1.10%
Unit Type	ACC

JPM Japan

Tokyo-based manager Nick Weindling runs this domestic Japanese growth fund. When selecting stocks he incorporates a thematic approach, built on his on-the-ground knowledge and understanding of Japanese culture. Nick avoids the traditional 'old Japan' stocks, looking more for stocks that have improved corporate governance. He takes a long-term focus when highlighting opportunities, and ensures he meets company management in order to understand their business properly, aided by being fluent in Japanese. The portfolio will be checked to ensure it is aligned with the manager's macroeconomic views.

Chelsea Risk Rating	10
Annual Management Charge	0.75%#
Ongoing Charges Figure (OCF)	0.81%†
FundCalibre rating	-
Morningstar rating	BRONZE
Yield	0.42%
Unit Type	ACC or INC

Man GLG Japan CoreAlpha

This fund takes a contrarian look at the Japanese stock market with a strong focus on value investing. The team use a valuation model, which compares a stock's share price with the net assets on its balance sheet. This method has historically been a reliable measure of returns. The stocks they target are typically the large-cap, 'core' Japanese companies, the well known names that export their goods around the world. From this, they create a high-conviction portfolio of around 50 holdings, which may differ greatly from the benchmark.

Chelsea Risk Rating	10
Annual Management Charge	0.75%#
Ongoing Charges Figure (OCF)	0.90%†
FundCalibre rating	ELITE
Morningstar rating	GOLD
Yield	2.22%
Unit Type	ACC or INC

RWC Global Emerging Markets

This fund, managed by John Malloy, invests in growth companies that are trading at reasonable valuations. It combines macroeconomic and political views with fundamental stock research. Countries are given a score on their relative attractiveness. Stock ideas are driven by long-term themes and trends. These views are then combined to produce an optimal portfolio. This is a multi-cap fund which invests across the market cap spectrum. A unique feature is that it can invest up to 20% in frontier markets. The fund is concentrated and usually holds around 50 stocks.

Chelsea Risk Rating	10
Annual Management Charge	0.90%#
Ongoing Charges Figure (OCF)	1.30%†
FundCalibre rating	-
Morningstar rating	-
Yield	N/A
Unit Type	ACC

Schroder Asian Alpha Plus

This Asian fund is actively managed from the bottom up, with manager Matthew Dobbs often looking for catalysts in order to provide upside in the stocks he owns. Matthew is focused on valuations but also looks for companies that can exhibit organic growth. This concentrated portfolio will typically consist of 60-80 of the best ideas in the region and a 'one in one out' policy is followed. The fund is relatively unconstrained, but risk-aware, and can invest across the market-cap spectrum.

Chelsea Risk Rating	8
Annual Management Charge	0.75%#
Ongoing Charges Figure (OCF)	0.95%†
FundCalibre rating	ELITE
Morningstar rating	SILVER
Yield	1.26%
Unit Type	ACC or INC

Stewart Investors Asia Pacific Leaders

The fund is managed by David Gait and Sashi Reddy. The fund maintains its strong focus on capital preservation by considering corporate governance and social responsibility in order to maintain a sense of stewardship over investors' money. The portfolio is concentrated at 40-60 stocks, with the top 10 making up around 40% of the whole portfolio. David makes meeting company management an integral part of company analysis, and the stocks will typically be large cap, with firms under around \$1bn removed from the stock selection process.

Chelsea Risk Rating	7.5
Annual Management Charge	0.85%#
Ongoing Charges Figure (OCF)	0.88%†
FundCalibre rating	ELITE
Morningstar rating	SILVER
Yield	1.05%
Unit Type	ACC or INC

All Core Selection funds are available at 0% initial charge within an ISA and outside an ISA

The Chelsea Risk Rating Least risky 1|||||||10 Most risky

This is our proprietary rating to aid you in your fund choice. Our research team assesses the overall risk of a fund by analysing a number of factors including: the level of risk involved in the region/sector in which the fund invests; the size of the companies within the fund; the number of stocks held; the risk controls imposed by the manager; the use of derivatives and currency issues.

We then assign a Chelsea Risk Rating to the fund, with 1 as the lowest risk and 10 the highest. See page 29 for further details.

GLOBAL

Fidelity Global Special Situations

Manager Jeremy Podger is a pragmatic bottom up stock picker who does not stick too rigidly to one particular investment style. His investments fall into one of three buckets. Corporate change – shorter-term investments which take advantage of corporate restructuring or initial public offerings (new stocks coming to the market). Exceptional value – cheap stocks which have the potential to grow earnings. Unique businesses – companies with a dominant position within their industries which should be able to grow for many years to come. The resulting portfolio is a well diversified mix of around 70 to 130 different stocks.

Chelsea Risk Rating	7
Annual Management Charge	0.75%#
Ongoing Charges Figure (OCF)	0.92%†
FundCalibre rating	ELITE
Morningstar rating	SILVER
Yield	N/A
Unit Type	ACC

Fundsmith Equity

Manager Terry Smith is one of the most outspoken and high profile personalities in the City. Terry has consistently proven himself over a long and glittering career, continuing to do so with the founding of Fundsmith in 2010. The fund invests in high quality well-established mega-cap companies. These companies typically have high returns on equity and are resilient to technological change. The fund typically has a big overweight to consumer staples and it will often avoid some sectors entirely. Valuation discipline is a key part of the process. The concentrated portfolio will typically hold just 20 to 30 stocks.

Chelsea Risk Rating	6
Annual Management Charge	0.90%#
Ongoing Charges Figure (OCF)	0.95%†
FundCalibre rating	ELITE
Morningstar rating	GOLD
Yield	0.67%
Unit Type	ACC or INC

Rathbone Global Opportunities

Manager James Thomson has a mandate to invest across the globe, though in practice only focuses on the more developed world markets to create a concentrated portfolio of 40-60 stocks. These companies are typically out-of-favour and under the radar growth companies, but at attractive valuations. James is a pure stock picker and has a flexible asset allocation mandate to go with it. He likes differentiated companies that are easy to understand, with a repeatable strategy and with barriers to entry for competitors. There is also a defensive bucket of stocks less dependent on the economic environment to manage risk and protect the fund in falling markets.

Chelsea Risk Rating	6.5
Annual Management Charge	0.75%#
Ongoing Charges Figure (OCF)	0.78%†
FundCalibre rating	ELITE
Morningstar rating	SILVER
Yield	0.07%
Unit Type	ACC

T. Rowe Price Global Focused Growth Equity **SPOTLIGHT**

Lead manager David Eiswert is supported by T Rowe Price's large global analyst network. David combines his macroeconomic view with his analysts' best ideas to build a portfolio of around 60-80 growth stocks. He targets businesses with accelerating returns on capital over the next 12 to 24 months. The fund currently has a third invested in technology and, unlike some global funds, it does invest in emerging markets.

Chelsea Risk Rating	7.5
Annual Management Charge	0.50%#
Ongoing Charges Figure (OCF)	0.69%†*
FundCalibre rating	ELITE
Morningstar rating	-
Yield	N/A
Unit Type	ACC

FIXED INTEREST

Baillie Gifford Strategic Bond

Baillie Gifford have a long-standing reputation when it comes to fixed income, and this fund, run by Torcail Stewart and Lesley Dunn, is a collection of their best ideas. They have the ability to invest globally, gathering a portfolio of investment grade and sub-investment grade corporate bonds. Their foreign currency holdings will all be hedged to sterling to remove currency risk. They use bottom-up analysis in their stock-selection driven process, which is about assessing each bond on its own merits. Torcail and Lesley don't waste much time considering macroeconomic factors or future interest rate movements. They aim to create a portfolio that is diversified in nature but concentrated in number, standing at 60-80 holdings.

Chelsea Risk Rating ^^	3.5
Annual Management Charge	0.50%#
Ongoing Charges Figure (OCF)	0.52%†
FundCalibre rating	ELITE
Morningstar rating	-
Yield	3.30%
Unit Type	ACC or INC

BlackRock Corporate Bond **SPOTLIGHT**

Manager Ben Edwards has flexibility in the way he is able to run the portfolio, which predominantly holds investment grade bonds. He has the full array of resources at BlackRock, including support from sector specialist analysts, quantitative risk tools and access to a 24 hour trading platform. He uses these tools to find special situations in the bond market. This comes from two sources; top-down analysis where they look at global or sector-specific issues, which flushes out ideas; and bottom-up stock selection, which looks at individual securities that have been unfairly treated and are mispriced. The fund can also invest in a limited amount of high yield and unrated bonds where the risk-reward is exceptionally good, leading to a portfolio of around 150 holdings.

Chelsea Risk Rating	2.5
Annual Management Charge	0.50%#
Ongoing Charges Figure (OCF)	0.57%†
FundCalibre rating	ELITE
Morningstar rating	SILVER
Yield	2.82%
Unit Type	ACC or INC

Invesco Monthly Income Plus

This strategic bond fund gives co-managers Paul Causer and Paul Read considerable freedom to invest across the credit spectrum, but their emphasis on providing a high income and security of capital mean the fund will often have a bias towards higher quality high-yield bonds, although security selection is driven by bottom-up analysis. The fund can invest up to 20% of its assets in equities. The equity portion is managed by Ciaran Mallon, who also manages Invesco's Income and Growth fund. Invesco are well known for the strength of their fixed-income resource and this is their flagship offering. Income is paid monthly.

Chelsea Risk Rating	3.5
Annual Management Charge	0.67%#
Ongoing Charges Figure (OCF)	0.67%†
FundCalibre rating	ELITE
Morningstar rating	Silver
Yield	5.19%
Unit Type	ACC or INC

N.B. Chelsea Risk Ratings are based on qualitative and quantitative research, not asset allocation. Please see page 29 for more information. For performance statistics please refer to pages 18-19.

Data sourced from FE Analytics 02/01/2020. Yields per annum as at 02/01/2020. Charges and MorningStar ratings as at 02/01/2020.

* A performance fee may be applied, see the KIID for further details.

† OCF: The cost includes the annual management charge and other fees such as registration, regulatory, audit and legal fees but does not include transaction costs and performance fees.

The annual management charge is paid to a fund management company for managing the fund. It is calculated as a percentage of the value of the fund. The annual management charge is less than the Ongoing Charges Figure (OCF). ***Includes Chelsea discount.**

FIXED INTEREST (cont)

Janus Henderson Strategic Bond

Managed by long-standing managers, Jenna Barnard and John Pattullo, this fund is one of the more aggressively managed strategic bond funds. The managers can invest across the fixed income spectrum, but can also invest in synthetic fixed income securities (i.e. preference shares) and equities. In addition, the managers have the freedom to vary the source of their returns between income or capital growth. This means the fund can take short positions to enhance returns or protect capital. Income is paid in March, June, September and December.

Chelsea Risk Rating	3
Annual Management Charge	0.60%#
Ongoing Charges Figure (OCF)	0.68%†
FundCalibre rating	-
Morningstar rating	SILVER
Yield	2.90%
Unit Type	ACC or INC

Jupiter Strategic Bond

The manager, Ariel Bezalet, seeks out the best opportunities within the fixed interest universe globally. This is a genuine strategic bond fund. Ariel will substantially alter the positioning of the portfolio depending on his macroeconomic views. He combines this with bottom-up fundamental analysis. Companies with robust business models and recurring revenue streams are preferred. Derivatives can be used to manage risk and also to profit from falling bond prices. Income is paid in January, April, July and October.

Chelsea Risk Rating	2.5
Annual Management Charge	0.50%#
Ongoing Charges Figure (OCF)	0.74%†
FundCalibre rating	ELITE
Morningstar rating	SILVER
Yield	3.60%
Unit Type	ACC or INC

M&G Emerging Markets Bond **NEW ENTRY**

Another star of the highly-regarded M&G fixed income desk, is manager Claudia Calich, who is extremely knowledgeable about her asset class. With this fund, Claudia has the flexibility to invest across the whole emerging market bond spectrum. She can invest in both government and corporate bonds, denominated in local currencies or in US dollars ('hard' currency). Claudia pays considerable attention to the macroeconomic environment to determine the framework for the fund, before looking at the individual companies and governments to pick what she believes to be the best mix of bonds for this portfolio.

Chelsea Risk Rating	4
Annual Management Charge	0.75%#
Ongoing Charges Figure (OCF)	0.75%†
FundCalibre rating	ELITE
Morningstar rating	-
Yield	5.31%
Unit Type	ACC or INC

TwentyFour Dynamic Bond

TwentyFour was founded in 2008 by a group of leading bond managers and it specialises entirely in fixed income. This fund is their flagship product. There is no lead manager and asset allocation is decided by a 10 strong investment committee on a monthly basis. Portfolio managers are then responsible for managing their own parts of the portfolio. This is a flexible, high conviction fund managed by a very experienced and well-resourced team. A significant portion of the fund is invested in asset backed securities (around 20%). This makes the fund quite different from some other strategic bond funds which lack the expertise to invest in this area of the market.

Chelsea Risk Rating	3.5
Annual Management Charge	0.75%#
Ongoing Charges Figure (OCF)	0.77%†
FundCalibre rating	ELITE
Morningstar rating	-
Yield	4.04%
Unit Type	ACC or INC

TARGETED ABSOLUTE RETURN

BlackRock UK Absolute Alpha

This is a long-short UK equity fund that seeks to generate a positive return over a rolling 12-month period in all market conditions. Nigel Ridge is the lead manager. The fund is high conviction but maintains a conservative net exposure to the wider stock market. Nigel aims to add value through fundamental stock analysis. He will buy individual shares that are cheap but will also short-sell stocks he views as overvalued. He then combines these positions with a more conservative pair trading strategy, whereby he will buy one stock in a sector and simultaneously short-sell another in the same sector to hedge out market risk.

Chelsea Risk Rating	4.5
Annual Management Charge	0.75%#
Ongoing Charges Figure (OCF)	0.92%†
FundCalibre rating	ELITE
Morningstar rating	BRONZE
Yield	0.23%
Unit Type	ACC

SVS Church House Tenax Absolute Return Strategies

Managers James Mahon, who is also CEO, and Jerry Wharton run this diversified multi-asset fund, which invests directly in a mixture of fixed interest, equities, alternatives and cash, totalling around 100 holdings. Their aim is to create a highly diversified portfolio of uncorrelated assets to deliver an absolute return, designed to protect from market falls. This is because, unlike most absolute return funds, this fund does not short-sell investment securities. The allocation between these assets depends on their macroeconomic view and outlook on key data such as inflation and interest rates, with their primary goal being not to lose clients' money.

Chelsea Risk Rating	4
Annual Management Charge	0.75%#
Ongoing Charges Figure (OCF)	0.77%†
FundCalibre rating	ELITE
Morningstar rating	-
Yield	0.83%
Unit Type	ACC or INC

All Core Selection funds are available at 0% initial charge within an ISA and outside an ISA

The Chelsea Risk Rating Least risky 1|||||||10 Most risky

This is our proprietary rating to aid you in your fund choice. Our research team assesses the overall risk of a fund by analysing a number of factors including: the level of risk involved in the region/sector in which the fund invests; the size of the companies within the fund; the number of stocks held; the risk controls imposed by the manager; the use of derivatives and currency issues.

We then assign a Chelsea Risk Rating to the fund, with 1 as the lowest risk and 10 the highest. See page 29 for further details.